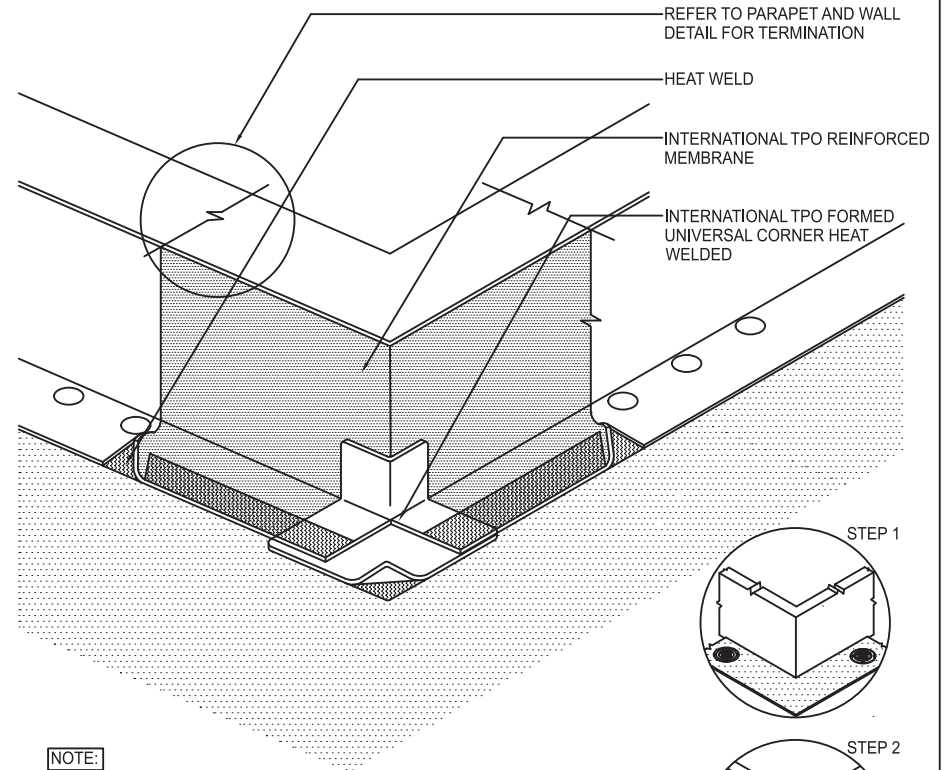


NOTE:

1. ALL SEGMENTS OF THE EAR MUST BE WELDED TOGETHER AND WELDED TO THE WALL
2. APPLY INTERNATIONAL TPO PVC EDGE SEALANT TO ALL CUT REINFORCED TPO EDGES.

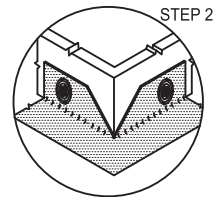
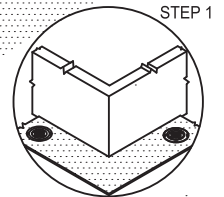
INTERNATIONAL TPO

FIELD FABRICATED INSIDE CORNER



NOTE:

1. OUTSIDE CORNERS MAY ALSO BE FIELD FABRICATED USING UNREINFORCED MEMBRANE.
2. BEGIN INSTALLATION OF FASTENING PLATES APPROXIMATELY 6" (150 mm) FROM CORNER.
3. FLASHINGS MAY BE ADHERED OR INSTALLED DRY. SEE SPEC FOR DIMENSIONS.
4. KEEP FASTENERS BACK FROM CORNER 6" MAX. IN BOTH HORIZONTAL AND VERTICAL APPLICATIONS
5. APPLY INTERNATIONAL TPO CUT EDGE SEALANT TO ALL CUT REINFORCED TPO EDGES.



**ALTERNATE
WALL/CURB
ATTACHMENT**

INTERNATIONAL TPO

**WALL & CURB CORNER
REINFORCEMENT**