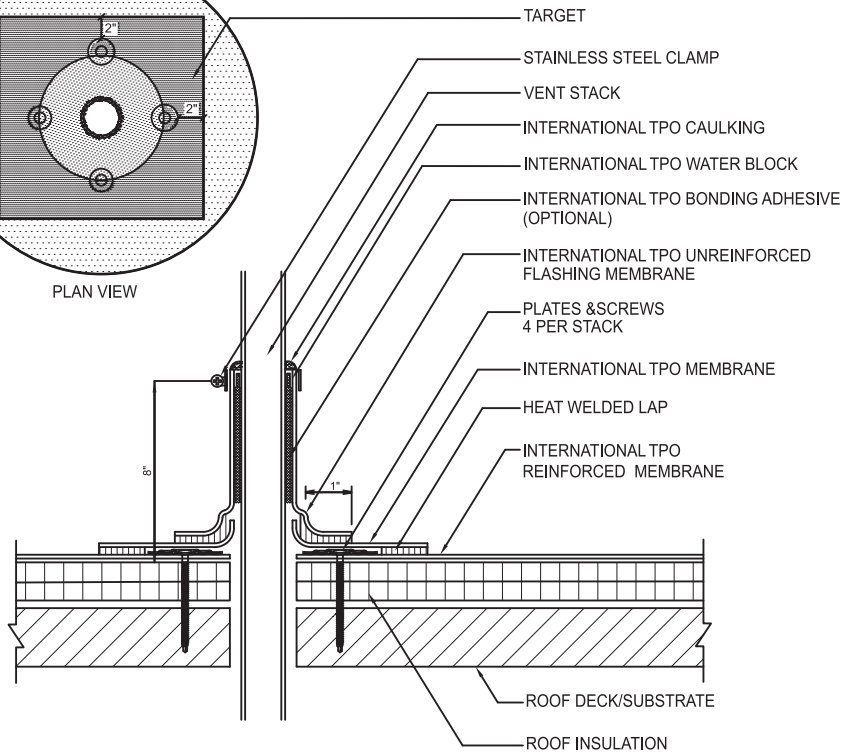


PLAN VIEW

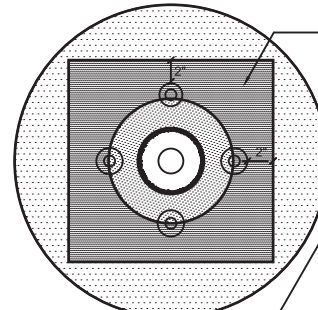


NOTE:

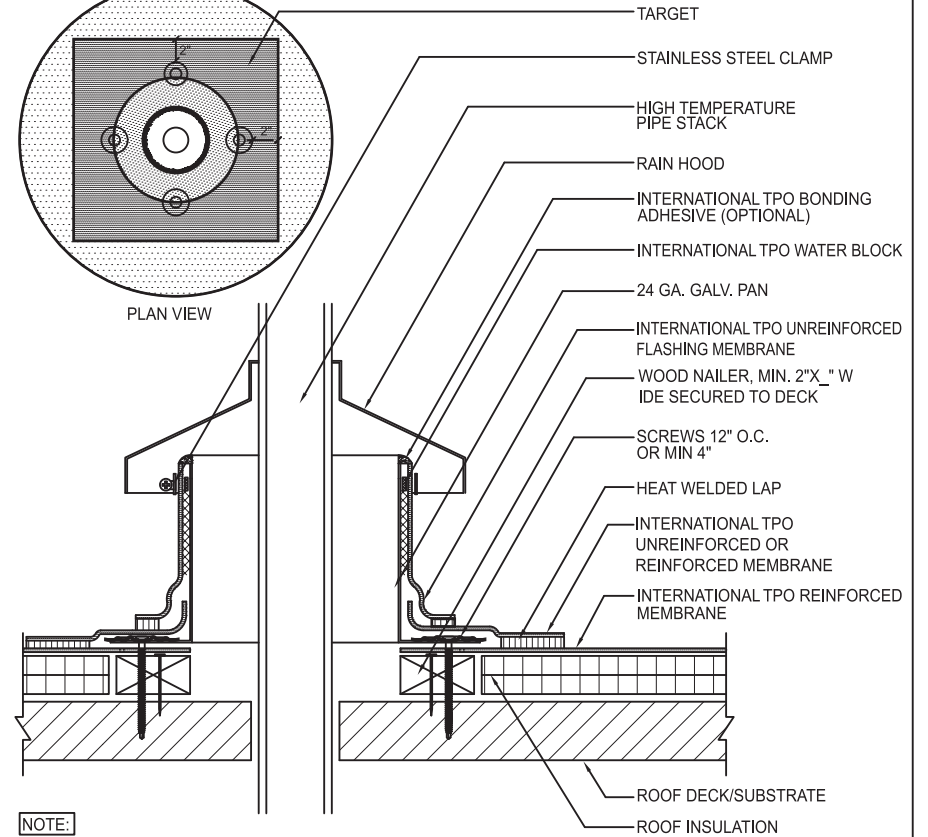
1. IF TARGET MEMBRANE MUST BE SPLIT TO FIT AROUND STACK, A MIN. 4" WIDE INTERNATIONAL TPO FLASHING STRIP MUST BE HEAT WELDED OVER SPLIT.
2. APPLY HEAT TO UNREINFORCED FLASHING AND FORM BY HAND PRIOR TO HOT AIR WELDING.
3. APPLY INTERNATIONAL TPO CUT EDGE SEALANT TO ALL CUT REINFORCED TPO EDGES.

INTERNATIONAL TPO

FIELD-WRAPPED PENETRATION FLASHING



PLAN VIEW



NOTE:

1. TO BE USED WHEN TEMPERATURE OF STACK EXCEEDS 140° F.
2. FOR INSULATION THICKNESSES GREATER THAN 6", CONTACT INTERNATIONAL TPO TECHNICAL DEPARTMENT FOR ALTERNATE MEMBRANE ATTACHMENT REQUIREMENTS.
3. APPLY HEAT TO UNREINFORCED FLASHING AND FORM BY HAND PRIOR TO HOT AIR WELDING.
4. APPLY INTERNATIONAL TPO CUT EDGE SEALANT TO ALL CUT REINFORCED TPO EDGES.

INTERNATIONAL TPO

HIGH TEMPERATURE STACK FLASHING